

# 2021

COMMUNITY BENEFIT REPORT /  
PROGRESS ON 2020-2022 COMMUNITY HEALTH IMPROVEMENT PLAN

## Providence St. Jude Medical Center

Fullerton, California



To provide feedback on this CB Report or  
obtain a printed copy free of charge,  
please email Barry Ross at  
[Barry.Ross@stjoe.org](mailto:Barry.Ross@stjoe.org).

# CONTENTS

Executive Summary .....	3
2020-2022 Providence St. Jude Medical Center Community Health Improvement Plan Priorities .....	3
Introduction .....	6
Who We Are.....	6
Our Commitment to Community .....	6
Health Equity.....	6
Community Benefit Governance .....	7
Planning for the Uninsured and Underinsured .....	8
Medi-Cal (Medicaid) .....	9
Our Community.....	10
Description of Community Served.....	10
Community Demographics.....	11
Community Needs and Assets Assessment Process and Results .....	12
Summary of Community Needs Assessment Process and Results.....	12
Significant Community Health Needs Prioritized .....	12
Needs Beyond the Hospital’s Service Program .....	13
Community Health Improvement Plan.....	15
Summary of Community Health Improvement Planning Process .....	15
Addressing the Needs of the Community: 2020- 2022 Key Community Benefit Initiatives and Evaluation Plan.....	15
Other Community Benefit Programs .....	23
FY21 Community Benefit Investment.....	26
Telling Our Community Benefit Story: Non-Financial Summary of Accomplishments.....	27
2021 CB Report Governance Approval .....	28

# EXECUTIVE SUMMARY

Providence continues its Mission of service in Orange County through Providence St. Jude Medical Center (SJMC). SJMC is an acute-care hospital with 320 licensed beds, founded in 1957 and located in Fullerton, California. The hospital's service area is the entirety of North Orange County and adjacent parts of Los Angeles, Riverside and San Bernardino counties including 1,733,665 people.

Providence St. Jude Medical Center dedicates resources to improve the health and quality of life for the communities it serves, with special emphasis on the needs of the economically poor and vulnerable. In FY21, the hospital provided \$65,254,150 in Community Benefit in response to unmet needs. For FY21, Providence St. Jude Medical Center had an unpaid cost of Medicare of \$35,914,480.

## 2020-2022 Providence St. Jude Medical Center Community Health Improvement Plan Priorities

As a result of the findings of our [2019 CHNA](#) and through a prioritization process aligned with our Mission, resources, and hospital strategic plan, Providence St. Jude Medical Center focused on the following areas for its 2020-2022 Community Benefit efforts:

### PRIORITY 1 MENTAL HEALTH

Improved system to access mental health and substance use services to ensure that patients received care at the appropriate level of care not in the Emergency Department, reduced mental health stigma in the community and increase in resources for youth.

#### 2021 Accomplishments

Participated in the Be Well Clinical Campus Steering Committee and ensured strong referral protocols.

Addressed challenges in redirecting patients with alcohol and substance use to the Be Well Campus.

Implemented the MAT program in the Emergency Department in 2020.

Each Mind Matters campaign addressed mental health issues pertaining to COVID-19.

Explored the implementation of Work2BeWell Program aimed at middle and high school students.

### PRIORITY 2 ACCESS TO CARE

Increased health care access as well as other resources for areas that have the biggest challenges.

#### 2021 Accomplishments

Finalized the construction of the Ponderosa Park site of St. Jude Neighborhood Health Center in 2021.

Planned the facility for the Finnemore Place site of St. Jude Neighborhood Health Centers with planned opening in 2022.

Assessed the integration of virtual visits into clinic operations as a way to reduce barriers to care, resulting in over 50% of clinic visits being virtual.

### PRIORITY 3 HOMELESSNESS AND HOUSING

Social determinants of health, like housing, have a substantial impact on health behaviors and health outcomes. Addressing housing instability, housing affordability, and preventing homelessness will improve health in the communities we serve.

#### 2021 Accomplishments

OC United Way and OC People for Housing YIMBY trained 631 housing champions in North Orange County. Housing champions advocated and provided input to local city councils for 2021-2028 housing policies resulting in approval of 121 units of affordable housing projects.

Supported the approval of affordable housing projects in the pipeline so that at least 200 new units are built by 2022 in North Orange County. 121 units were approved in 2021.

Homeless Navigators continue to serve patients experiencing homelessness after discharge, connecting them to services such as housing, health care and income support.

### PRIORITY 4 HEALTH EQUITY AND RACIAL DISPARITIES

The need for increased health equity and the presence of racial disparities are key priorities to address

#### 2021 Accomplishments

Participated actively in Communities Lifting Communities, Orange County Advance OC, Orange County Health Care Agency discussions and regional discussions to align health equity work of Medical Center with these efforts.

Responded to COVID by providing over 11,000 vaccines to the highest risk communities.

Continued the Move More Eat Healthy initiative to reduce obesity in primarily low-income Latino communities providing 9,684 encounters.

## Providence

At Providence, we use our voice to advocate for vulnerable populations and needed reforms in health care. We are also pursuing innovative ways to transform health care by keeping people healthy, and making our services more convenient, accessible and affordable for all. In an increasingly uncertain world, we are committed to high-quality, compassionate health care for everyone – regardless of coverage or ability to pay. We help people and communities' benefit from the best health care model for the future – today.

Together, our 120,000 caregivers (all employees) serve in 52 hospitals, 1,085 clinics and a comprehensive range of health and social services across Alaska, California, Montana, New Mexico, Oregon, Texas and Washington.

Providence across five western states:

- [Alaska](#)

- [Montana](#)
- [Oregon](#)
- [Northern California](#)
- [Southern California](#)
- [Washington](#)

The Providence affiliate family includes:

- [Covenant Health in West Texas](#)
- [Facey Medical Foundation in Los Angeles, CA.](#)
- [Hoag Memorial Hospital Presbyterian in Orange County, CA.](#)
- [Kadlec in Southeast Washington](#)
- [Pacific Medical Centers in Seattle, WA.](#)
- [Swedish Health Services in Seattle, WA.](#)

As a comprehensive health care organization, we are serving more people, advancing best practices and continuing our more than 100-year tradition of serving the poor and vulnerable. Delivering services across seven states, Providence is committed to touching millions of more lives and enhancing the health of the American West to transform care for the next generation and beyond.

# INTRODUCTION

## Who We Are

<b>Our Mission</b>	As expressions of God’s healing love, witnessed through the ministry of Jesus, we are steadfast in serving all, especially those who are poor and vulnerable.
<b>Our Vision</b>	Health for a Better World.
<b>Our Values</b>	Compassion — Dignity — Justice — Excellence — Integrity

Providence St. Jude Medical Center is an acute care hospital founded in 1957 and located in Fullerton, California. The hospital has 320 licensed beds, a staff of more than 2,496 and professional relationships with 649 local physicians and 99 allied health professionals. Major programs and services offered to the community include the following: Cardiac, Orthopedics, Neurosurgery, Cancer, Perinatal, Rehabilitation and Digestive Services.

## Our Commitment to Community

Providence St. Jude Medical Center dedicates resources to improve the health and quality of life for the communities we serve. During Fiscal Year 2021 (July 1, 2020 – June 30, 2021), Providence St. Jude Medical Center provided \$65,254,150 in Community Benefit<sup>1</sup> in response to unmet needs and to improve the health and well-being of those we serve in North Orange County and parts of Los Angeles, Riverside and San Bernardino counties.

## Health Equity

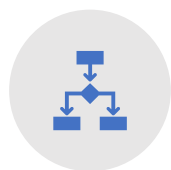
At Providence St. Joseph Health, we acknowledge that all people do not have equal opportunities and access to living their fullest, healthiest lives due to systems of oppression and inequities. We are committed to ensuring health equity for all by addressing the underlying causes of racial and economic inequities and health disparities. Our Vision is “Health for a Better World,” and to achieve that we believe we must address not only the clinical care factors that determine a person’s length and quality of life, but also the social and economic factors, the physical environment, and the health behaviors that all play an active role in determining health outcomes.

To ensure that equity is foundational to our CHIP, we have developed an equity framework that outlines the best practices that each of our hospitals will implement when completing a CHIP. These practices include, but are not limited to the following:

---

<sup>1</sup> Per federal reporting and guidelines from the Catholic Health Association.

**Figure 1. Best Practices for Centering Equity in the CHIP**




Address root causes of inequities by utilizing evidence-based and leading practices



Explicitly state goal of reducing health disparities and social inequities



Reflect our values of justice and dignity



Leverage community strengths

## Community Benefit Governance

Providence St. Jude Medical Center demonstrates organizational commitment to the community benefit process through the allocation of staff time, financial resources, participation and collaboration with community partners. The Regional Director, Community Health Investment is responsible for coordinating implementation of State and Federal 501r requirements.

A charter approved in 2007 and revised in 2020 established the formation of the Providence St. Jude Medical Center Community Health Committee. The role of the Community Health Committee is to support the Board of Trustees in overseeing community benefit issues. The Committee acts in accordance with a Board-approved charter. The Community Health Committee is charged with developing policies and programs that address identified needs in the service area particularly for underserved populations, overseeing development and implementation of the Community Health Needs Assessment (CHNA) and Community Health Improvement Plan (CHIP), and overseeing and directing the Community Benefit (CB) activities.

The Community Health Committee has a minimum of twelve members, chaired by a member of the Medical Center Ministry Board. Current membership includes 23 community members. A majority of members have knowledge and experience with the populations most likely to have disproportionate unmet health needs. The Community Health Committee generally meets quarterly.

### *Roles and Responsibilities*

#### *Senior Leadership*

- Chief Executive and senior leaders including the hospital's Chief Mission Integration Officer, are directly accountable for CB performance.

### *Community Health Committee (CHC)*

- CHC serves as an extension of trustees to provide direct oversight for all charitable program activities and ensure program alignment with “Advancing the State of the Art of Community Benefit” (ASACB) Five Core Principles. It includes diverse community stakeholders. Trustee members on CHC serve as ‘board level champions.’
- The Committee provides recommendations to the Board of Trustees regarding budget, program targeting and program continuation or revision.

### *Community Health (CH) Department*

- Manages CB efforts and coordination between CH and Finance departments on reporting and planning.
- Manage data collection, program tracking tools and evaluation.
- Develops specific outreach strategies to access identified Disproportionate Unmet Health Needs (DUHN) populations.
- Coordinates with clinical departments to reduce inappropriate ER utilization.
- Advocates for CB to senior leadership and invests in programs to reduce health disparities.

### *Local Community*

- Partnership to implement and sustain collaborative activities.
- Formal links with community partners.
- Provide community input to identify community health issues.
- Engagement of local government officials in strategic planning and advocacy on health-related issues on a city, county or regional level.

## Planning for the Uninsured and Underinsured

Our Mission is to provide quality care to all our patients, regardless of ability to pay. We believe that no one should delay seeking needed medical care because they lack health insurance. That is why Providence St. Jude Medical Center has a Financial Assistance Program (FAP) that provides free or discounted services to eligible patients.

One way Providence St. Jude Medical Center informs the public of FAP is by posting notices. Notices are posted in high volume inpatient and outpatient service areas. Notices are also posted at locations where a patient may pay their bill. Notices include contact information on how a patient can obtain more information on financial assistance as well as where to apply for assistance. These notices are posted in English and Spanish and any other languages that are representative of 5% or greater of patients in the hospital’s service area. All patients who demonstrate lack of financial coverage by third party insurers



are offered an opportunity to complete the Patient Financial Assistance Application and are offered information, assistance, and referral as appropriate to government sponsored programs for which they may be eligible. For information on our Financial Assistance Program click <https://www.providence.org/obp/ca>. In FY21, Providence St. Jude Medical Center provided \$5,742,495.

## Medi-Cal (Medicaid)

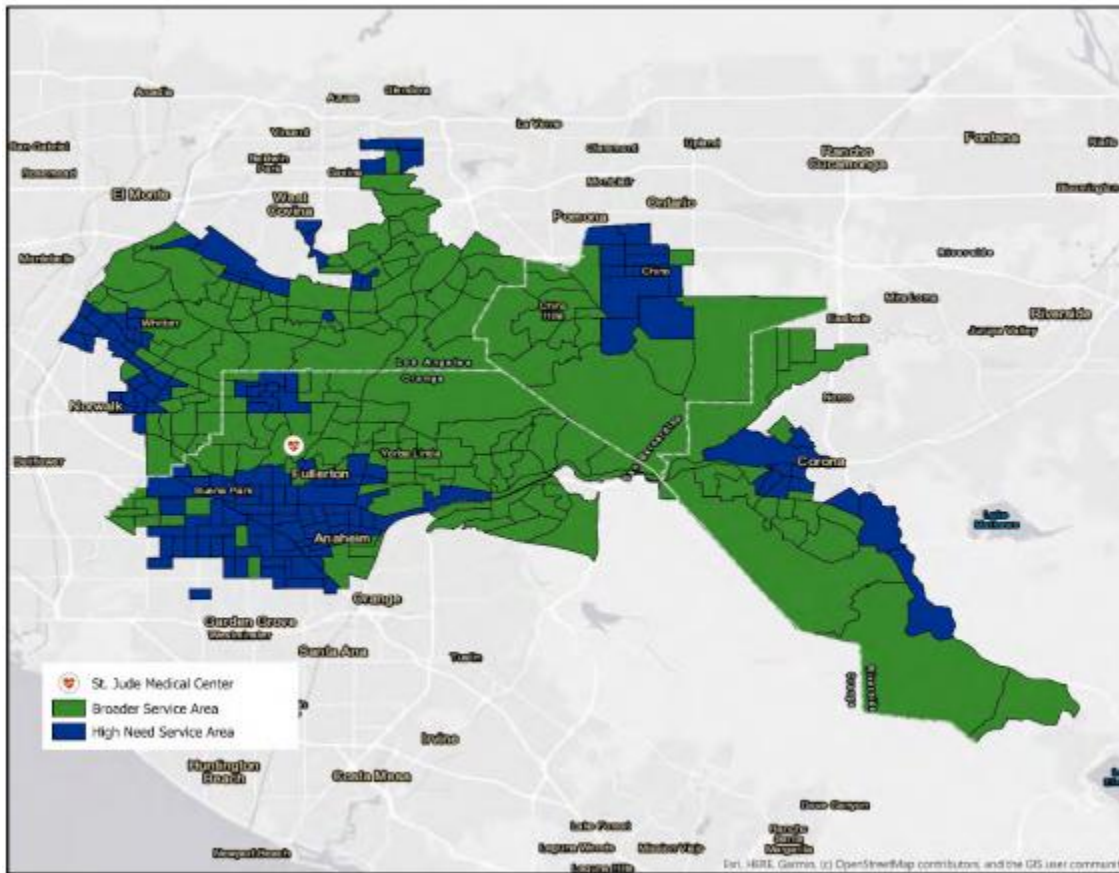
Providence St. Jude Medical Center provides access to the uninsured and underinsured by participating in Medicaid, also known as Medi-Cal in California. In FY21, Providence St. Jude Medical Center provided \$52,196,228 in Medicaid shortfall. The hospital received \$37,580,669 income from the Medi-Cal Hospital Quality Assurance Fee program. If it was not for the Hospital Quality Assurance Fee received, Unpaid cost of MediCal would have been \$89,776,897.

# OUR COMMUNITY

## Description of Community Served

Providence St. Jude Medical Center’s service area is North Orange County and adjacent parts of Los Angeles, Riverside and San Bernardino counties and includes a population of approximately 1.7 million people.

**Figure 2. Providence St. Jude Medical Center’s Total Service Area**



Of the over 1.7 million permanent residents of North Orange County and adjacent parts of Los Angeles, Riverside and San Bernardino counties, roughly 45% live in the “high need” area, defined by lower life expectancy at birth, lower high school graduation rates, and more households at or below 200% FPL compared to census tracts across the county. For reference, in 2020, 200% FPL represents an annual household income of \$52,400 or less for a family of four. These households are more likely to regularly make spending tradeoffs regarding utilities, rent, groceries, medicine, and other basic expenses.

## Community Demographics

### POPULATION AND AGE DEMOGRAPHICS

Of the over 1.7 million permanent residents in the total service area, the male-to-female distribution is roughly equal across geographies.

The high need service area has a higher percentage of people under 34 years of age, 60.2%, compared to 48.8% in the broader community.

### POPULATION BY RACE AND ETHNICITY

Individuals identifying as Hispanic had **twice** the percentage living in high need service areas, 63.5% versus the broader service area, 31.8%. The same was noted for individuals identifying as “other” race, 28.5% versus 11.2%.

People identifying as Asian, 13.2% lived in high need service areas and 29.7% in the broader service area.

### SOCIOECONOMIC INDICATORS

**Table 1. Income Indicators for Providence St. Jude Medical Center’s Service Area**

Indicator	Broader Service Area	High Need Service Area	Orange County
<b>Median Income</b> Data Source: American Community Survey Year: 2019	\$103,210	\$63,059	\$88,453
<b>Percent of Renter Households with Severe Housing Cost Burden</b> Data Source: American Community Survey Year: Estimates based on 2013 – 2017 data	24.0%	30.8%	28.0%

The high need service area’s median household income is approximately \$40,000 **less than** that of the broader service area, and \$25,000 **less than** Orange County overall.

Severe housing cost burden is defined as households that spend 50% or more of their income on housing costs. A greater proportion of renter households are severely housing burdened in the high need service area (three out of every ten households, 30.8%) in comparison to the broader service area (two out of every ten households, 24.0%).

**Full demographic and socioeconomic information for the service area can be found in the [2019 CHNA](#) for Providence St. Jude Medical Center.**

# COMMUNITY NEEDS AND ASSETS ASSESSMENT PROCESS AND RESULTS

## Summary of Community Needs Assessment Process and Results

Improving the health of our communities is foundational to our Mission and deeply rooted in our heritage and purpose. Our Mission calls us to be steadfast in serving all, with a special focus on our most economically poor and vulnerable neighbors. This core belief drives the programs we build, investments we make, and strategies we implement.

Knowing where to focus our resources starts with our Community Health Needs Assessment (CHNA), an opportunity in which we engage the community every three years to help us identify and prioritize the most pressing needs, assets, and opportunities. The 2019 CHNA was approved by the SJMC Community Health Committee on October 8, 2020.

The Community Health Needs Assessment (CHNA) process is based on the understanding that health and wellness are influenced by factors within our communities, not only within medical facilities. In gathering information on the communities served by the hospitals, we looked not only at the health conditions of the population, but also at socioeconomic factors, the physical environment, and health behaviors.

In addition, we recognize that there are often geographic areas where the conditions for supporting health are substantially poorer than nearby areas. Whenever possible and reliable, data are reported at the ZIP Code or census block group level. These smaller geographic areas allow us to better understand the neighborhood level needs of our communities and better address disparities within and across communities.

We reviewed data from the American Community Survey and local public health authorities. In addition, we include hospital utilization data to identify disparities in utilization by income and insurance, geography, and race/ethnicity when reliably collected.

## Significant Community Health Needs Prioritized

Through a collaborative process engaging Community Health Committee member and the Director of Community Health Investment, the hospital worked from a list of the seventeen (17) health and social needs identified by data from the Orange County Health Improvement Partnership, 2019 Kaiser Permanente CHNA, 2019 University California, Irvine Medical Center CHNA, CalOptima Member Survey, morbidity and mortality data: and hospital-level data. Staff developed a point system to assign each of the seventeen (17) identified needs to gain perspective and develop a hierarchy of which top needs have the potential to offer the highest impact in the High Desert. Each need was listed, and assessed based on the following:

- Trend over time (Getting “Worse” or “Better”)
- Impact on low-income or communities of color (“Very High” to “Very Low”)

- Are “High Need Areas” worse off than state averages? (“Yes” or “No”)
- Opportunity for Impact (“Low” to “Very High”)
- Alignment with System Priorities (“Yes” or “No”)
- Community Vital Signs Priority (“Yes” or “No”)
- Attorney General Requirement (“Yes” or “No”)

Based upon the scoring system and discussion, SJMC’s Community Health Committee identified the following priorities:

#### PRIORITY 1: MENTAL HEALTH

Creating awareness and services addressing mental health along with substance use.

#### PRIORITY 2: ACCESS TO CARE

Increasing health care access as well as other resources for areas that have the biggest challenges.

#### PRIORITY 3: HOMELESSNESS AND HOUSING

Social determinants of health, like housing, have a substantial impact on health behaviors and health outcomes. Addressing housing instability, housing affordability, and preventing homelessness will improve health in the communities we serve.

#### PRIORITY 4: HEALTH EQUITY AND RACIAL DISPARITIES

The need for increased health equity and the presence of racial disparities are key priorities to address.

### Needs Beyond the Hospital’s Service Program

No hospital facility can address all the health needs present in its community. We are committed to continuing our Mission partnering with like-minded partners that count with the capacity and expertise to address the needs of Los Angeles and Orange County Residents by funding other non-profits through our Care for the Poor program managed by Providence St. Jude Medical Center.

Furthermore, Providence St. Jude Medical Center will endorse local non-profit organization partners to apply for funding through the [St. Joseph Community Partnership Fund](#). Organizations that receive funding provide specific services and resources to meet the identified needs of underserved communities throughout SJMC’s service areas.

The following community health needs identified in the ministry CHNA will not be addressed and an explanation is provided below:

1. **Obesity** – While this was a low priority in the assessment, the Medical Center will continue its support of its Move More Eat Health initiative **focused** on obesity prevention.
2. **Prevention** – While this was a low priority in the assessment, the Community Health Committee requested that prevention be integrated into all the approved priorities.

3. **Diabetes** – While this was a low priority in the assessment, it was recognized that the Orange County Health Improvement Partnership is addressing this issue.
4. **Food Insecurity** - While this was a low priority, the Medical Center will continue to address food insecurity through partners such as Second Harvest Food Bank.
5. **Sexually Transmitted Diseases** – While this was a low priority in the assessment, this need is being addressed by the Orange County Health Improvement Partnership.
6. **Economic Stability** – While this was a low priority in the assessment, it will be addressed by other partner organizations, such as Hope Builders and CAPOC.
7. **Environment/Climate** – While this was a low priority in the assessment, [Providence St. Joseph Health has committed to being carbon negative by 2030](#). This effort will involve all hospital staff. The Regional Director, CHI for OC/HD is a member of the Providence Environmental Justice Committee.
8. **Safety** – While this was a low priority in the assessment, safety is a priority for some of our partners such as the Center for Healthy Neighborhoods.
9. **Stroke** – While this was a low priority, Providence St. Jude Medical Center is an accredited comprehensive stroke center.
10. **Cancer** - While this was a low priority in the assessment, Providence St. Jude Medical Center has a comprehensive Cancer Center to serve the community.
11. **Teen Birth Rate**- This was a low priority based on the declining teen birth rate in the hospital service area.
12. **Alzheimer Disease** – While this was a low priority in the assessment, the Medical Center does have programs supporting caregivers of persons with Alzheimer’s Disease.
13. **Early Childhood** - While this was a low priority in the assessment, the Medical Center supports with time and grant funding Early Childhood OC.

In addition, the hospital will collaborate with local non-profit, like-minded organizations that address the aforementioned community needs to coordinate care and referrals to address these unmet needs.

# COMMUNITY HEALTH IMPROVEMENT PLAN

## Summary of Community Health Improvement Planning Process

Providence St. Jude Medical Center developed a three-year Community Health Improvement Plan (CHIP) to respond to these prioritized needs in collaboration with community partners, considering resources, community capacity, and core competencies.

The 2020- 2022 Community Health Improvement Plan (CHIP) process was impacted by the SARS-CoV-2 virus and COVID-19, which has impacted all of our communities. While we have focused on crisis response, it has required a significant re-direction of resources and reduced community engagement in the CHIP process.

This CHIP is currently designed to address the needs identified and prioritized through the 2019 CHNA, though COVID-19 will have substantial impacts on our community needs. These impacts are likely to exacerbate some of the needs identified, and cause others to rise in level of priority. While this is a dynamic situation, we recognize the greatest needs of our community will change in the coming months, and it is important that we adapt our efforts to respond accordingly. We are committed to supporting, strengthening, and serving our community in ways that align with our Mission, engage our expertise, and leverage our Community Benefit dollars in the most impactful ways.

Providence St. Jude Medical Center anticipates that implementation strategies may change and therefore, a flexible approach is best suited for the development of its response to the CHNA. For example, certain community health needs may become more pronounced and require changes to the initiatives identified by Providence St. Jude Medical Center in the enclosed CHIP.

## Addressing the Needs of the Community: 2020- 2022 Key Community Benefit Initiatives and Evaluation Plan

### 2021 Accomplishments

#### COMMUNITY NEED ADDRESSED #1: MENTAL HEALTH AND SUBSTANCE USE

##### *Initiative Name*

Access to Mental Health Services

##### *Population Served*

Underserved persons residing in Northern Orange County and adjacent parts of Los Angeles, Riverside and San Bernardino counties

##### *Long-Term Goal(s)/ Vision*

Improved system to access mental health and substance use services to ensure that patients receive care at the appropriate level of care not in the Emergency Department, reduced mental health stigma in the community and increase in resources for youth.

**Table 2. Strategies and Strategy Measures for Addressing Mental Health and Substance Use**

<b>Strategy</b>	<b>Population Served</b>	<b>Strategy Measure</b>	<b>Baseline</b>	<b>FY21 Accomplishments</b>
1. Participate in the Be Well Clinical Campus Steering Committee and ensure strong referral protocols are in place to reduce inappropriate ED visits for mental health and substance use and to decrease ED length of stay.	Patients with mental health and substance use disorders	% reduction in ED visits for mental health and substance use	TBD	Be Well Campus opened in 2021.
2. Implement MAT Program in Emergency Department	Patients with opioid disorder	# of patients receiving MAT services in ED	0	5 patients prescribed MAT
3. Adapt Each Mind Matters Campaign/Promise to Talk in response to COVID-19		# of residents active on the EMM/PTT social media site	12,898 in FY2020	698 promises
4. Implement Work2BeWell Program	Middle and High School Students	# of schools engaged in Work2Be Well in North Orange County	0	Postponed to 2021-2022 School Year due to COVID-19

*Evidence Based Sources*

Preventing Drug Use among Children and Adolescents (In Brief) Prevention Principles



<https://www.drugabuse.gov/publications/preventing-drug-use-among-children-adolescents/prevention-principles>

<https://theathenaforum.org/CSAPprinciples>

#### *Resource Commitment*

\$450,000 per year for a Chemical Dependency Counselor and to support Each Mind Matters, Work 2 Be Well, Strength in Numbers and other mental health strategies

#### *Key Community Partners*

Be Well OC; NAMI, St. Jude Emergency Medical Group; St. Joseph Hospital; Mission Hospital; PSJH Work 2 Be Well; Westbound Communications, Orange County Mental Health, St. Jude Neighborhood Health Centers, Fullerton Joint Union High School District, Placentia Yorba Linda School District.

#### 2021 Accomplishment

In FY21, the Regional Director, Community Health Investment participated in the Be Well Campus Steering Committee and an ad hoc work group focused on addressing challenges in redirecting patients with alcohol and substance use issues to the Be Well Campus, which opened in early 2021. As a result, local police departments were trained on Be Well services and have started to bring patients directly there rather than to the Emergency Department. Since Be Well opened in January 2021, mental health visits in the Emergency Department decreased 3.3%

The MAT Program was fully implemented in the hospital Emergency Department in 2021. Referral relationships to outpatient programs were established. Five patients were prescribed MAT and referred for outpatient treatment.

The Each Mind Matters campaign was adapted to address the mental health issues of COVID-19 and pivoted to virtual communications. Promises were down due to the inability to provide in person events.

Preliminary discussions with school districts regarding Work2BeWell were initiated but due to COVID, the implementation was postponed to the 21/22 school year.

In FY21 a total of \$132,562 in grants were provided to focus on mental health services with 22,060 encounters. In addition, St. Jude Senior Services continued to provide the Late Life Depression Program.

## COMMUNITY NEED ADDRESSED #2: ACCESS TO CARE AND CARE NAVIGATION

### *Initiative Name*

Access to Care and Care Navigation

### *Population Served*

Underinsured and uninsured in Orange County

*Long-Term Goal(s)/ Vision*

Increase the number of primary care, dental care and mental health visits to the uninsured and underinsured in Orange County

**Table 3. Strategies and Strategy Measures for Addressing Access to Care and Care Navigation**

<b>Strategy</b>	<b>Population Served</b>	<b>Strategy Measure</b>	<b>Baseline</b>	<b>FY21 Accomplishments</b>
1. Open the Ponderosa Park site in 2021	Low Income uninsured and underinsured persons	# visits	0	Clinic opening delayed due to supply change issues.
2. Open the Manchester site in 2023	Low Income uninsured and underinsured persons	Clinic opened # visits	Clinic not open	Not opened yet. Target date is 2022
3. Assess the integration of virtual visits into clinic operations as a way to reduce barriers to care.	Low-income uninsured and underinsured persons	% of virtual visits at St. Jude Neighborhood Health Center	0 before COVID-19	50% of visits

*Evidence Based Sources*

County Health Rankings and Roadmap: Access to Care- Policies and Programs that Work

*Resource Commitment*

\$1.5 million in 2021 in capital and operating support to SJNHC and \$3 million per year for all access initiatives in 2022 and 2023

*Key Community Partners*

St. Jude Neighborhood Health Centers; Jamboree Housing; City of Anaheim, OCHAI, Lestonnac Free Clinic

**2021 Accomplishment**

In FY21 there were delays in construction due to COVID-19 supply chain challenges that moved date of the opening of the Ponderosa Park site of St. Jude Neighborhood Health Centers to the Fall of 2021. The

Manchester site of the St. Jude Neighborhood Health Centers is still on target to open at the end of 2022. COVID-19 required that the clinic pivot to virtual operations and as the end of FY21 approximately 50% of clinic visits are still virtual. St. Jude Neighborhood Health Center provided 21,565 primary care, dental, and mental health visits to the uninsured and underinsured population of North Orange County. The Medical Center invested \$899,856 in this initiative in FY21.

### COMMUNITY NEED ADDRESSED #3: HOMELESSNESS AND AFFORDABLE HOUSING

*Initiative Name*

Homelessness and Affordable Housing

*Population Served*

People experiencing homelessness and those on the brink of homelessness

*Long-Term Goal(s)/ Vision*

Reduce chronic homelessness by 2022 as measured by the rate of individuals experiencing chronic homelessness in the Annual Point in Time Count.

**Table 4. Strategies and Strategy Measures for Addressing Homelessness and Affordable Housing**

Strategy	Population Served	Strategy Measure	Baseline	2021 Accomplishment
1. Train a minimum of 100 additional housing champions in North Orange County cities.	Residents of Northern Orange County	# of housing champions trained in North Orange County	151	639
2. Engage with housing champions in local city housing element public element to promote stronger policies in the	Resident engagement with Planning and City Council	# of cities with inclusionary housing ordinances and other strong policies promoting affordable housing in North OC	0	1

2021-2028 housing elements that will result in more affordable housing.				
3. Support the approval of affordable housing projects in the pipeline so that at least 200 new units are built by 2023 in North Orange County.	Advocacy with Planning Commissions and City Councils.	# of affordable housing units built by 2023 in North Orange County	0	In 2021 two projects were approved in North Orange County totaling 121 units.
4. Continue homeless care navigation program and implement best practices identified in the region.	Chronic homeless	Decrease in administrative days in homeless population	N/A	49 days in 2021

*Evidence Based Sources*

Center for Evidenced Based Solutions on Homelessness: Chronic Homelessness

[www.evidenceonhomelessness.com](http://www.evidenceonhomelessness.com)

Evidence Based Interventions to Address Homelessness; Utah State Legislature Issue Brief 2018

*Resource Commitment*

\$559,000 is budgeted in 2021 and 2022 to support this effort and our partners, which include two homeless community care navigators and grants to partner organizations.

### Key Community Partners

Collaborative partners include: the Kennedy Commission; United Way OC; YIMBY, Habitat for Humanity, Fullerton Tri-Parish Council.

### 2021 Accomplishment

In FY21 639 housing champions were trained by our partners OC United Way and OC People for Housing/YIMBY and engaged in housing element work to promote stronger policies that will result in affordable housing. In FY21 the city of La Habra passed an inclusionary housing ordinance as a direct result of this effort. Two affordable housing projects with a total of 121 units of affordable housing were approved by local city councils in Placentia and Buena Park with the support of the housing champions.

Providence Community Investment provided a \$9 million bridge loan to Jamboree Housing, a developer of affordable housing, to ensure the rapid completion of Buena Esperanza, a 69-unit motel conversion in Anaheim that opened in FY22, August 2021.

The Homeless Care Navigation program continued with two care navigators who provided service to over 480 unique homeless clients. A regional homeless care navigator work group has been convened to share the best practices and collect common metrics. A total of \$551,438 was invested in the homeless and housing initiative in FY21 with 7,880 encounters.

## COMMUNITY NEED ADDRESSED #4: HEALTH EQUITY/RACE DISPARITIES

### Initiative Name

Health Equity/Race Disparities

### Population Served

Low-income people of color

### Long-Term Goal(s)/ Vision

Reduce one health disparity selected by either the regional Health Equity Initiative or another regional equity initiative from a community perspective.

**Table 5. Strategies and Strategy Measures for Addressing Health Equity**

Strategy	Population Served	Strategy Measure	Baseline	2021 Accomplishment
1. Develop a plan to address one issue that interferes	Low Income uninsured and underinsured persons	TBD	TBD	Meeting with API organizations to develop priority

with the API population				
2. Increase the % of target schools whose Latino/a 5 <sup>th</sup> graders have demonstrated improvement in the Healthy Fitness Zone for Body Composition	Low-income Latino 5 <sup>th</sup> graders	% of schools whose Latino/a 5 <sup>th</sup> graders have demonstrated improvement in the Healthy Fitness Zone for body composition	Will use school year 2019 HFZ data as baseline year	Due to COVID data was not collected in 2021
3. Align health equity work to address at least one community adopted equity initiative, such as HASC or HCA	Low-income population with health disparity	TBD	TBD	Working with HASC and OC Health Care Agency to align efforts

*Evidence Based Sources*

NCBI: A Roadmap and Best Practices for Organizations to Reduce Racial and Ethnic Disparities in Healthcare

Commonwealth Fund: An Evolving Roadmap to Address Social Determinants of Health

*Resource Commitment*

\$250,000 per year in 2021 and 2022.

*Key Community Partners*

PSJH Health Equity Work Group; Orange County Equity Coalition

**2021 Accomplishment**

The Move More Eat Healthy Initiative continued in a virtual format to reach low-income families providing 9,684 encounters. The Fitnessgram results were not collected in the State of California in 2021 due to COVID-19,

The Medical Center is working with HASC/Communities Lifting Communities, the County of Orange Health Care Agency and other partners to align efforts for collective impact.

## Other Community Benefit Programs

**Table 6. Other Community Benefit Programs in Response to Community Needs**

<b>Initiative (Community Need Addressed)</b>	<b>Program Name</b>	<b>Description</b>	<b>Population Served (Low Income, Vulnerable or Broader Community)</b>	<b>FY21 Accomplishments</b>
1. Engaging community partners to address health disparities	Healthy Communities	Technical assistance to support community collaboratives	Low-income	5 community collaboratives are addressing disparities
2. Lack of public transportation	Transportation Program	Provide non-emergency medical transportation	Low-income	2,452 encounters
3. Lack of access to medical services	Post Hospital Transition Care for Indigent Patients	Hospital costs incurred to take care of indigent patients, both the uninsured and underinsured – including long-term facility, homecare, hospice, mental health, ambulance fees and taxicab vouchers among others	Low-income	178 encounters
4. Lack of support services for frail elderly	Senior Services	Information and referrals, support groups, classes, Caring Neighbors Volunteer Program	Low-income	15,624 encounters, a 22% increase from FY20
5. Need for professional nursing and ancillary	Health Education Professions – Nursing, Rehabilitation, and Ancillary	Clinical rotations for nursing and rehabilitation students in med-	Broader Community	388 students served

professional staff in the community		surg, critical care, OB, OR leadership, and community health; clinical rotations for ancillary students in respiratory, labs and imaging		
6. Access to Care	Rehab Community Reintegration	Provides recreational, exercise, communication, and other groups for individuals with a disability to assist in their re-entry into the community	Broader community; people with disabilities	164 encounters
7. Lack of resources for homeless population	Community Care Navigation	Identification and intervention to assist the homeless and underserved population	Low-income	3,910 encounters
8. Support for family caregivers overwhelmed with needs of person they are caring	Family Caregiver Support Program/Orange Caregiver Resource Center	Partnership to provide family caregivers with assessment, advice for developing a respite program, referrals, education, legal and support services that assist them in their role as a caregiver	Broader Community	109,611 encounters
9. Coordination of services for traumatic brain injury patient population	St. Jude Brain Injury Network	Provide case management, support services to assist adult survivors of traumatic brain injury with assistance in vocational, housing, health and financial needs	Low-income	15,052 encounters 61.8% increase over FY20



10. Need for education and health screenings	Community Education & Health Fairs	Partnership to provide family caregivers with assessment, advice for developing a respite program, referrals, education, legal and support services that assist them in their role as a caregiver	Broader Community	269 encounters
11. Medi-Cal Avoidable ED Visit Pilot	Medi-Cal AED Visit Pilot Program	Community Case Management of high risk Medi-Cal patients	Low-income	1,566 encounters
12. Food Insecurity	Meals on Wheels Food Finders	Special diets for home delivery and food donation	Broader Community	4,333 meals 25,244 pounds of food donated 36.3% increase over FY20
13. Neuro Rehab	Neuro Rehab Continuum	Inpatient and Outpatient rehab	Broader Community	3,458 encounters
14. COVID-19 Emergency Response	OC Grantmakers, United Way, Delivering with Dignity, Immigrant Resilience Fund, Second Harvest Food Bank	Emergency assistance, food and support to non-profits	Low-income community impacted by pandemic	\$264,950 serving 283 families

# FY21 COMMUNITY BENEFIT INVESTMENT

In FY21 Providence St. Jude Medical Center invested a total of \$65,254,150 in key community benefit programs. \$64,935,466 was invested in community health programs for the poor. \$5,742,495 in charity care was provided, \$52,196,228 in unpaid cost of Medi-Cal, including the Hospital Quality Assurance Fee Program, and \$318,684 in community benefits for the broader community. The hospital received \$37,580,669 income from the Medi-Cal Hospital Quality Assurance Fee program for FY21. If it was not for the Hospital Quality Assurance Fee received, Unpaid Cost of Medi-Cal would have been \$89,776,897. Providence St. Jude Medical Center applies a ratio of cost to charge to quantify financial assistance at cost, unreimbursed Medicaid, other means-tested government programs. The cost to charge ratio is aligned with the IRS Form 990, Schedule H Worksheet 2. Our community benefit program expenses are reported in alignment with the total cost incurred to run our programs, and we offset any restricted revenue received to arrive at our net community benefit expense.

## FY2021 PROVIDENCE ST. JUDE MEDICAL CENTER (July 1, 2020-June 30, 2021)

CA Senate Bill (SB) 697 Categories	Community Benefit Program Categories	Net Benefit
<b>Medical Care for Vulnerable Populations</b>	Financial Assistance at cost	5,742,495
	Unpaid cost of Medicaid	52,196,228
	Unpaid other govt. programs	0
<b>Other Benefits for Vulnerable Populations</b>	Community Health Improvement Services	953,738
	Subsidized Health Services	3,249,233
	Cash and In-Kind Contributions	2,541,380
	Community Building	0
	Community Benefit Operations	252,392
	<b>Total Benefits for Vulnerable Populations</b>	<b>64,935,466</b>
<b>Other Benefits for the Broader Community Populations</b>	Community Health Improvement Services	260,642
	Subsidized Health Services	0
	Cash and In-Kind Contributions	0
	Community Building	0
	Community Benefit Operations	0
<b>Health Profession Education, Training and Research</b>	Health Professions Education and Research	58,042
	<b>Total Benefits for the Broader Community</b>	<b>318,684</b>
	<b>Total Community Benefit</b>	<b>\$65,254,150</b>

## Telling Our Community Benefit Story: Non-Financial Summary of Accomplishments

*In addition to the financial investments made by the Medical Center, there are non-quantifiable benefits that are provided by the organization. Going out into the community and being of service to those in need is part of the tradition of our founders and is carried out by our staff and physicians every day.*

*This was an unprecedented year due to the COVID-19 pandemic. It required many of our programs to pivot their work to provide services virtually. Our Senior Services programs greatly expanded the volunteer program to serve over 400 seniors who needed assistance with shopping and dealing with isolation. Many of our staff volunteered for this program. In addition, community benefit staff time was re-directed to advocacy efforts with our local cities around eviction moratoriums and rental assistance programs. In addition, our Community Health Investment Team provided over 11,000 COVID vaccines in high-risk low-income communities at apartment complexes, mobile home parks, parks, schools, churches and community centers. Our hospitals provided over 100,000 COVID vaccines to community members at hospital sites.*

*In addition, Medical Center leaders serve on the Boards of Directors of many non-profit organizations, including Catholic Charities, Women’s Transitional Living Center, Anaheim YMCA, Fullerton Collaborative, La Habra Collaborative and St. Jude Neighborhood Health Centers. Caregivers support many special events with their time, including Serve Days, Race for the Cure and the Heart Walk. When there is a need in the community, our staff respond with their time, expertise and financial support.*

*They truly demonstrate the value of services to the community.*

# 2021 CB REPORT GOVERNANCE APPROVAL

This 2021 Community Benefit Report was adopted by the Providence St. Jude Medical Center Community Health Committee of the hospital on October 14, 2021. The final report was made widely available by Nov 15, 2021.

  
Sr. Mary Rogers, CSJ  
Chair, Providence St. Jude Medical Center Community Health Committee

  
Date

## Contact:

Barry Ross  
Regional Director, Community Health Investment  
101 E. Valencia Mesa Dr. Fullerton, CA 92835  
Barry.ross@stjoe.org

## Providence

At Providence, we use our voice to advocate for vulnerable populations and needed reforms in health care. We are also pursuing innovative ways to transform health care by keeping people healthy, and making our services more convenient, accessible and affordable for all. In an increasingly uncertain world, we are committed to high-quality, compassionate health care for everyone – regardless of coverage or ability to pay. We help people and communities benefit from the best health care model for the future – today.

Together, our 120,000 caregivers (all employees) serve in 52 hospitals, 1,085 clinics and a comprehensive range of health and social services across Alaska, California, Montana, New Mexico, Oregon, Texas and Washington.

Providence across five western states:

- [Alaska](#)
- [Montana](#)
- [Oregon](#)
- [Northern California](#)
- [Southern California](#)
- [Washington](#)

The Providence affiliate family includes:

- [Covenant Health in West Texas](#)
- [Facey Medical Foundation in Los Angeles, CA.](#)

- [Hoag Memorial Hospital Presbyterian in Orange County, CA.](#)
- [Kadlec in Southeast Washington](#)
- [Pacific Medical Centers in Seattle, WA.](#)
- [Swedish Health Services in Seattle, WA.](#)

As a comprehensive health care organization, we are serving more people, advancing best practices and continuing our more than 100-year tradition of serving the poor and vulnerable. Delivering services across seven states, Providence is committed to touching millions of more lives and enhancing the health of the American West to transform care for the next generation and beyond.