



Welcome!

We hope that you find the enclosed map of the medical center's campus helpful. If you need additional help in locating any service or department, please check with the visitor information desk. Providence Queen of the Valley Medical Center, a 208-bed acute care facility, is the most comprehensive healthcare resource in Napa County, with a Regional Heart Center, a Regional Orthopedic Center, a Cancer Center, the Profili Imaging Center, a Peggy Herman Neuroscience Center, a Women's Center, maternity and infant care, inpatient and outpatient minimally invasive surgery, full-service emergency department, and many other specialty services. The medical center was founded by the Sisters of St. Joseph of Orange and is part of Providence.




OUR MISSION

As expressions of God's healing love, witnessed through the ministry of Jesus, we are steadfast in serving all, especially those who are poor and vulnerable.

OUR VALUES

Compassion, Dignity, Justice,
Excellence and Integrity



1000 Trancas St.
Napa, CA 94558

Phone

707-252-4411

Fax


707-257-4167

TDD-Deaf Use Only

707-226-2901

providence.org/queen

Campus Map and Directory



FIRST FLOOR

1 South Patient Rooms

Acute Rehab Services (South Tower)

Admissions/Main Entrance

Administration & Foundation Offices

Cafeteria (West Tower)

Cancer Center

Emergency Department Services

(Napa Valley Vintners Rapid Care Unit and Barbara Winiarski Stroke and Diagnostics Center)

Herman Pavilion Main Entrance

Main Conference Rooms (MCRs)

Maternity Center

Medical Library/Records (Original Hospital)

Laboratory Services

Outpatient Rehab Center (Wellness Center)

Outpatient Surgery & Procedures Center

Patient Access Services

Profili Imaging Center (CT, MRI, Low Dose CT Lung Screening, PET/CT, MRI Breast Biopsy, Breast MRI)

Active Wellness Center (Wellness Center)

Volunteer Services

X-Ray/Radiology (West Tower)

SECOND FLOOR

2 North Patient Rooms (North Tower)

Breast Center (DEXA, Digital Mammo, Breast

Ultrasound, Stereotactic Biopsy) (Wellness Center)

Case Management (Original Hospital)

Oncology Center (Original Hospital)

Procedures Center (West Tower)

Respiratory Care (Original Hospital)

Surgery (Herman Family Pavilion)

Telemetry Unit (North Tower)

THIRD FLOOR

3 North Patient Rooms (North Tower)

3 South Patient Rooms (South Tower)

Classroom A (Original Hospital)

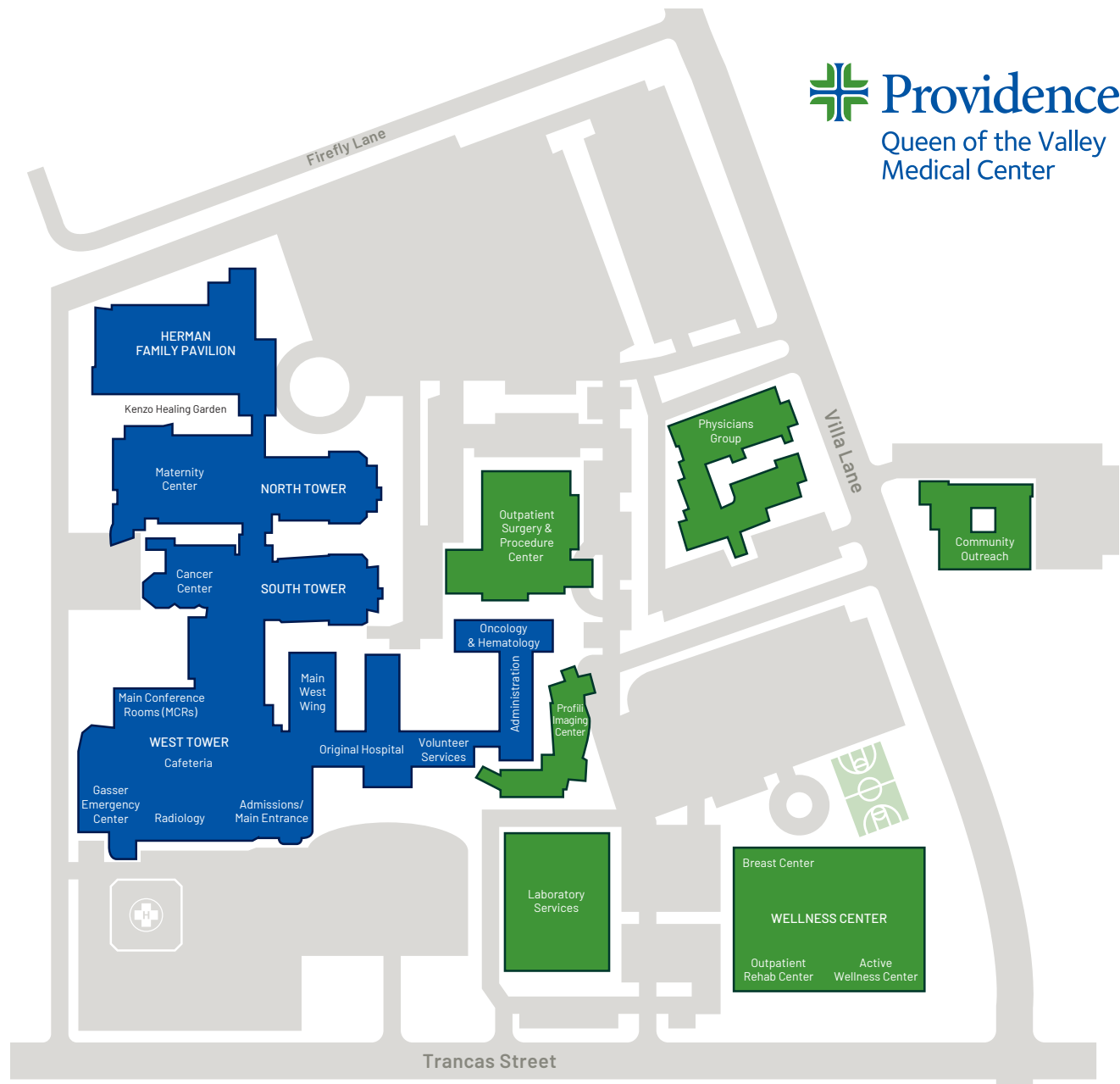
Intensive Care Unit (Herman Family Pavilion)

IS Services (Original Hospital)

Spiritual Care (Original Hospital)

FOURTH FLOOR

Chapel



WEST TOWER LOWER LEVEL

Cardiac Cath Lab/Cardiac Services

CT

Nuclear Medicine

Purchasing

Ultrasound

Echocardiography

BASEMENT (Original Hospital)

Engineering and Biomedical

Environmental Services